



## ENMU Accessing MS Sway Visual Guide:














my.enmu.edu/

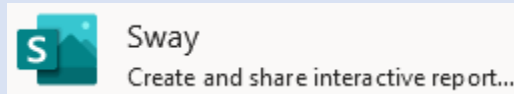


Eastern New Mexico University  
(Portales and Ruidoso Portal Access)  
Please enter your username as: 'domain\username'  
**Students will use: sd\username**  
**Faculty/staff will use: ad\username**

**Launchpad**

-  **LaunchPad**
-  **Blackboard**
-  **Faculty/Staff Calendar**
-  **Faculty/Staff Email**
-  **Handshake Student Login**
-  **Golden Library**
-  **Application Navigator**
-  **Office 365**
-  **Outlook 365 Calendar**
-  **Outlook 365 Email**
-  **SSB**
-  **Employee Dashboard**
-  **Student Profile**



To see additional tutorials and materials, or download this visual aid, visit

[ENMU ITS Weekly Tech Tips](#)

If you need any assistance or have questions, please contact the Help Desk

via Teams by clicking [Here](#)

via phone at: **575-562-4357**

via email at: [Help.Desk@enmu.edu](mailto:Help.Desk@enmu.edu)

–ENMU Portales ITS Technical Trainer